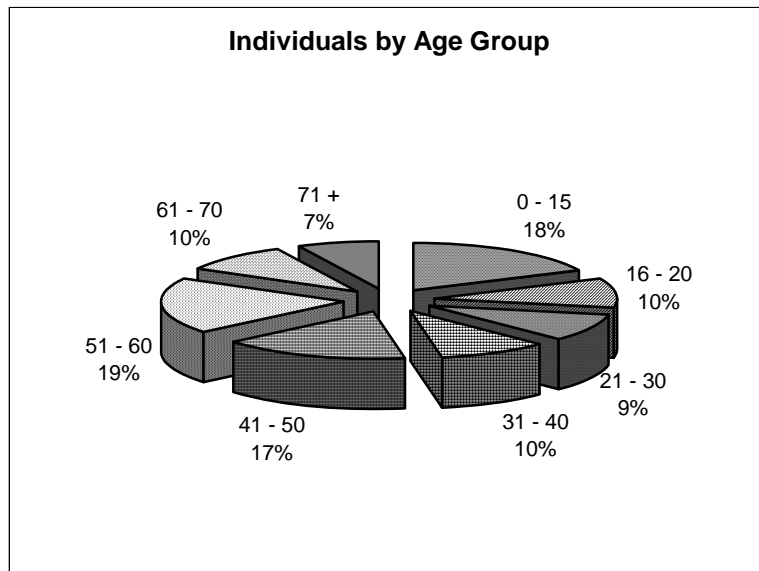


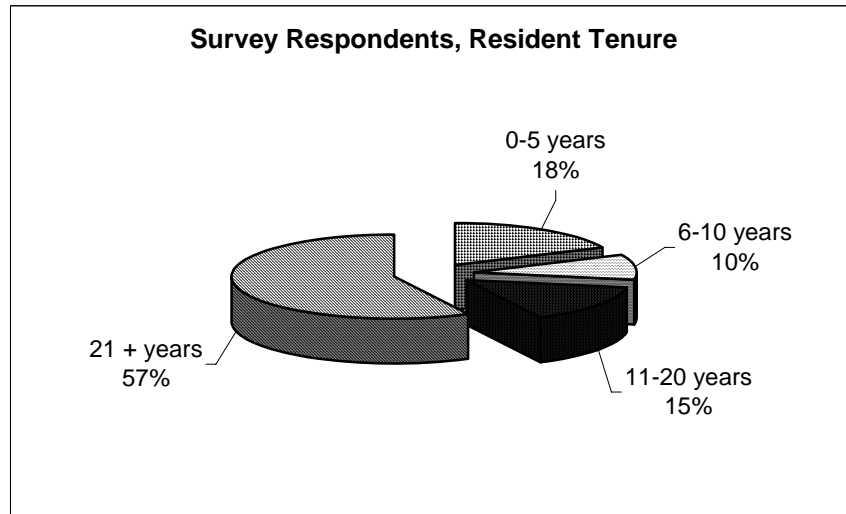
Coeymans Survey Analysis

As part of the public outreach process for the Town of Coeymans, an Online Resident Survey was developed. Coeymans residents were invited to complete the survey via the internet or they could request a paper copy of the survey. A total of 334 households completed one version of the survey, representing 865 residents (average household size of 2.59 persons) and a survey response rate of 11.5%.

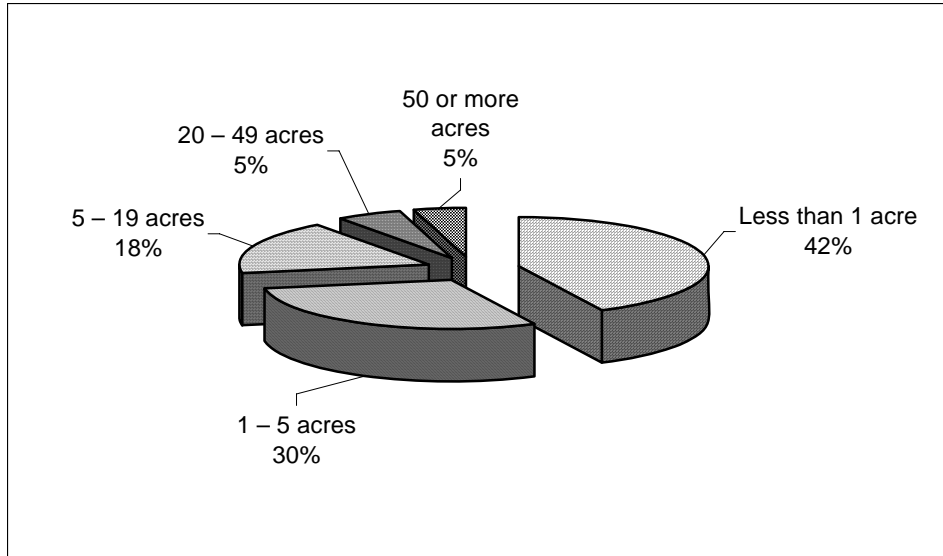
Q2. Survey respondents were asked to indicate the age range of everyone in their household.



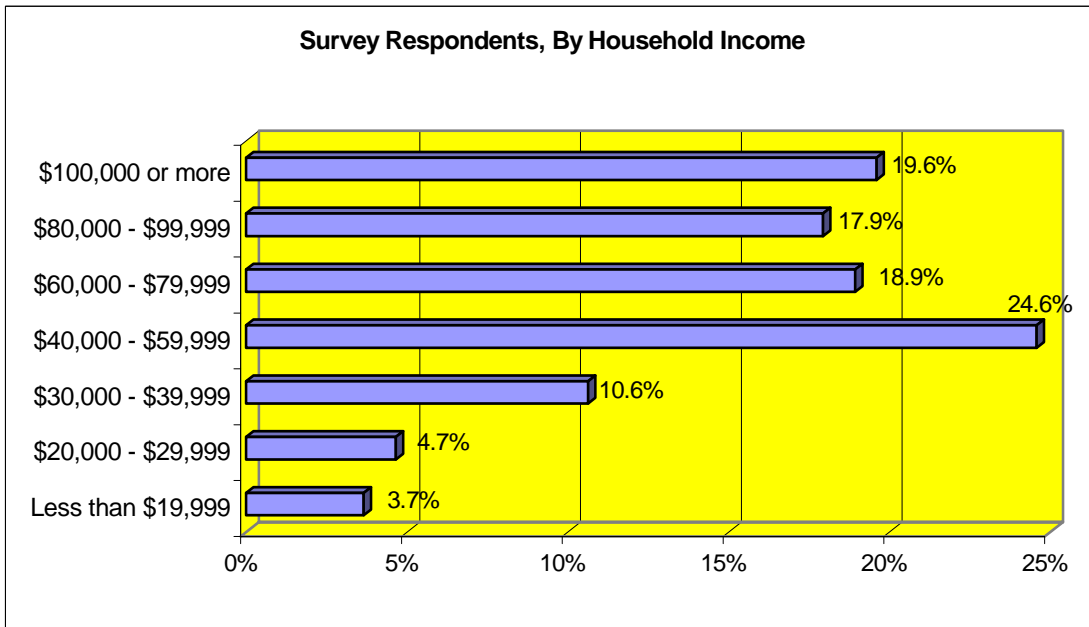
Q3. In the survey, residents were asked to indicate how long they have lived in the Town of Coeymans.



Q4. Survey respondents were asked to indicate how many acres of land they own in Coeymans.



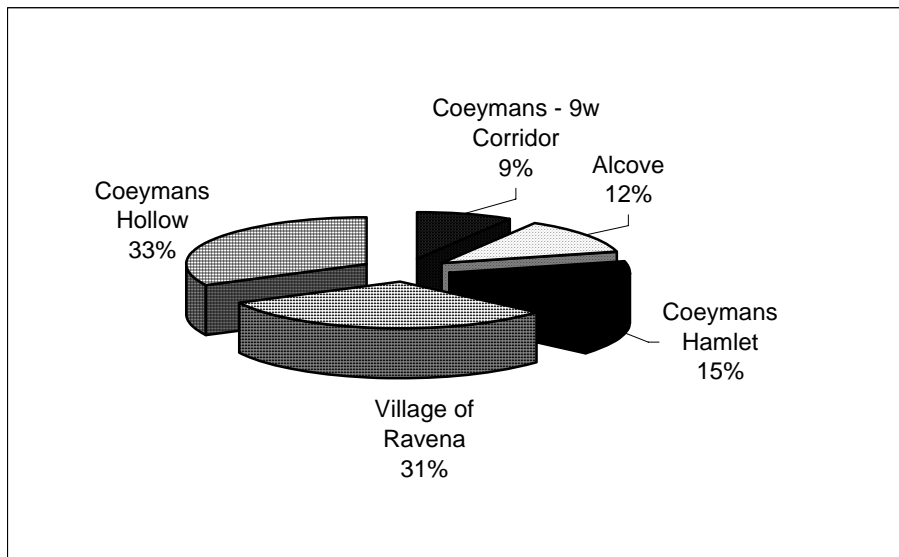
Q5. Breakdown of survey respondents by Income Range.



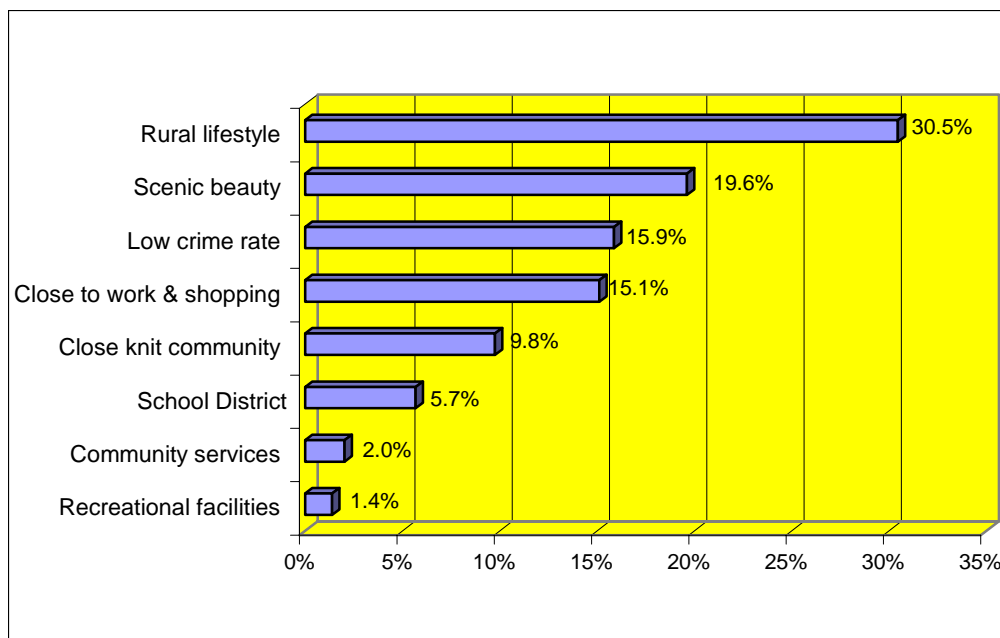
Q6. In the survey, residents were asked to identify how they would categorize their home.

	Response Total	%
Primary residence	318	96.7%
Second/seasonal home	3	0.9%
I own land but I do not have a residence in Coeymans	8	2.4%

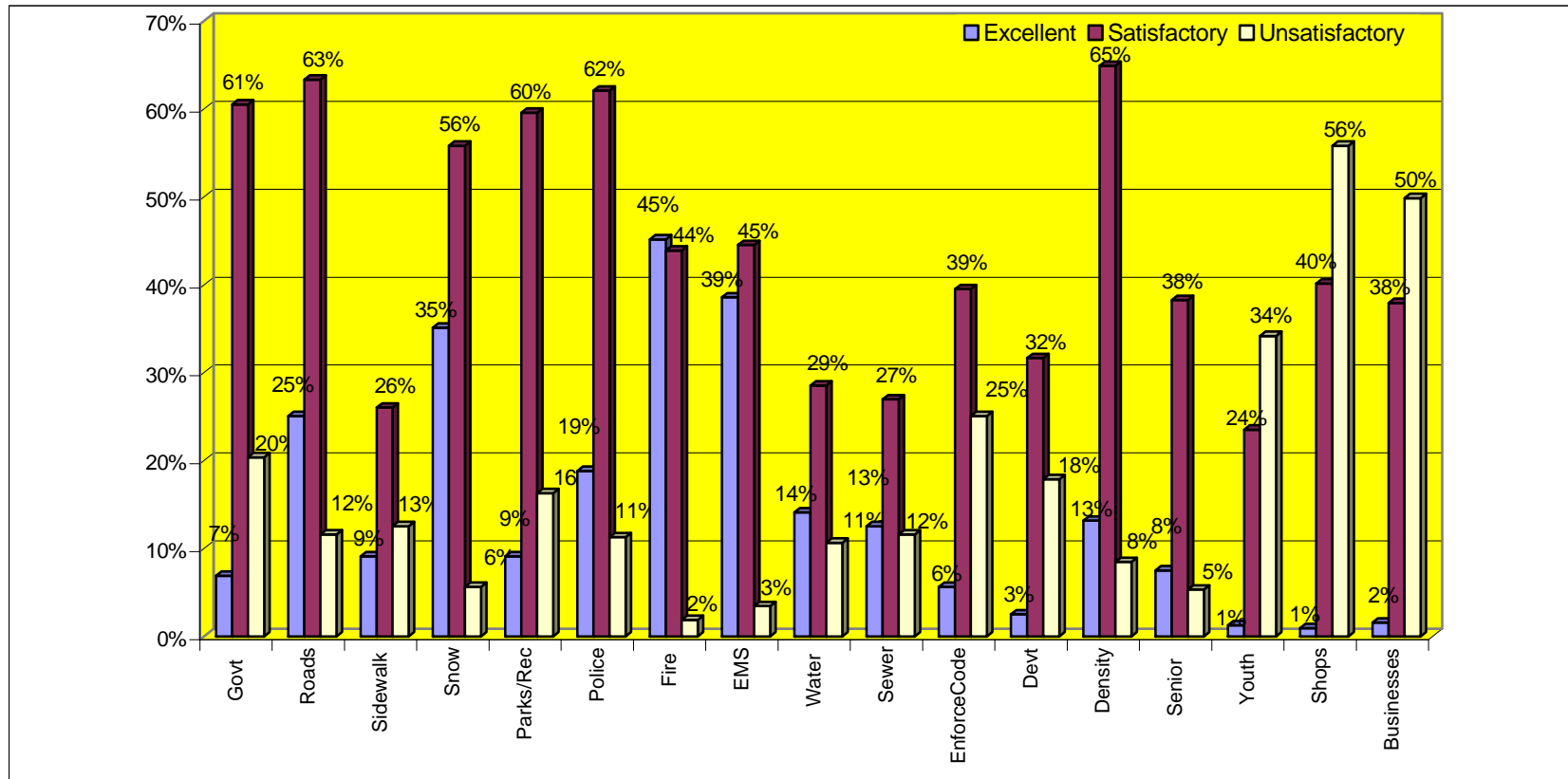
Q7. Survey respondents were asked to identify where in the Town of Coeymans they live or own property.



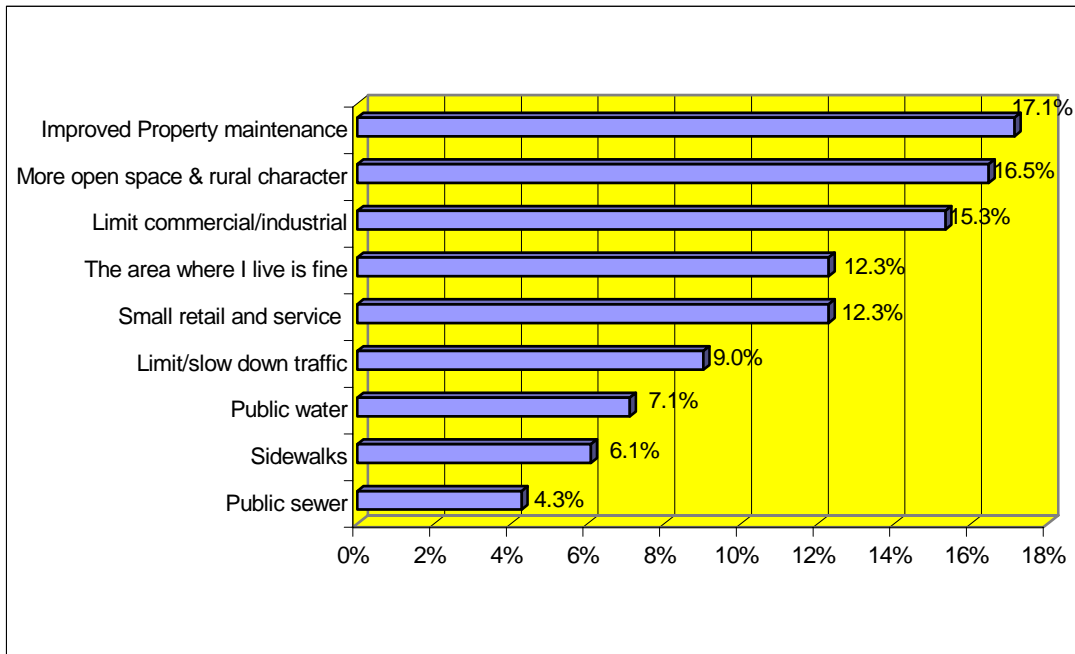
Q8. Survey respondents were asked to indicate three reasons why they enjoy living in Coeymans.



Q9. Survey respondents were asked to indicate their satisfaction level with facilities, services, and conditions in Coeymans.



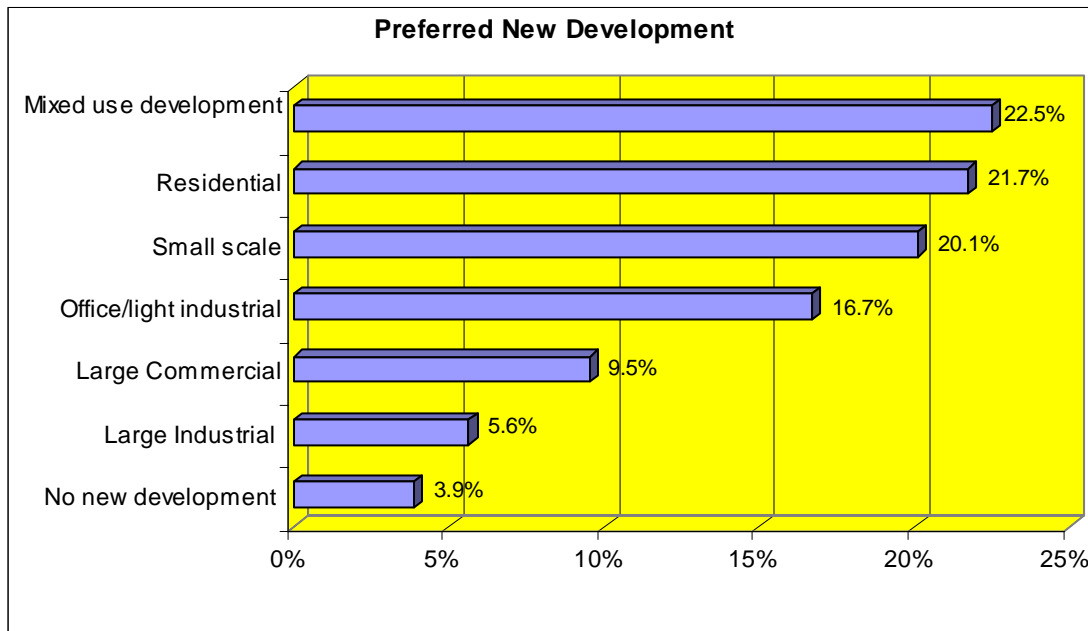
Q10. In the survey, residents were asked to identify the top three improvements they would like to see occur in the Town.



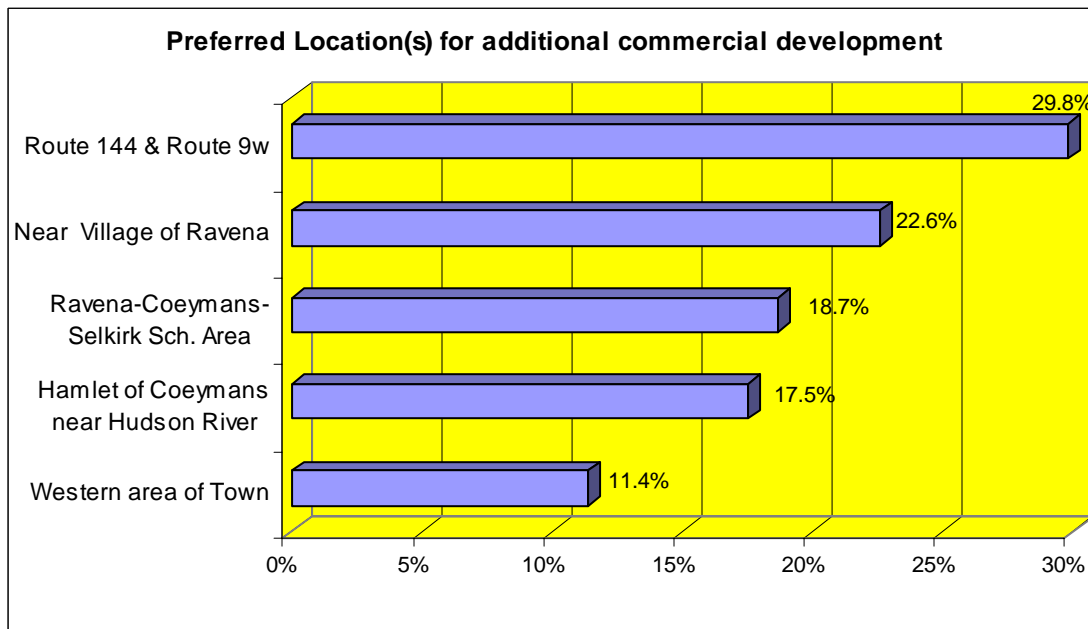
Q11. In the survey, residents were asked to indicate their opinions on a variety of local community and development issues.

	Strongly Agree	Agree	Disagree	Strongly Disagree	No Opinion
Encourage a mix of commercial, institutional, industrial, and office development in the Town.	21.5%	48.4%	13.9%	7.0%	9.2%
Develop design standards or guidelines to improve the appearance and function of commercial areas.	32.0%	51.6%	8.5%	0.6%	7.3%
Utilize town funds / local incentives to promote economic development.	21.5%	43.4%	20.6%	7.3%	7.3%
Create better buffers between residential and commercial areas.	19.7%	52.2%	11.1%	1.0%	15.9%
Construct new sidewalks and trails to improve resident's ability to walk comfortably and safely to nearby destinations (i.e. parks, schools, stores).	23.2%	38.1%	15.2%	5.7%	17.8%
Spend public money to conserve open space / undeveloped land or environmentally sensitive lands (steep slopes, wetlands, streams, mature forests).	23.5%	37.1%	17.5%	10.5%	11.4%
Change zoning regulations to protect open space within new developments.	26.3%	41.9%	11.7%	5.7%	14.3%
Spend public money to acquire more parkland.	11.2%	22.7%	37.4%	15.0%	13.7%
Promote and encourage local agriculture and farm viability.	27.2%	47.1%	8.3%	1.6%	15.7%
Encourage a diversity of housing types (for singles, families, "empty nesters", seniors etc.).	18.4%	51.4%	14.0%	2.9%	13.3%
Encourage the expansion of activities for youth.	30.6%	50.0%	6.7%	2.2%	10.5%
Reduce land use restrictions. Allow individual property owners to have more rights in determining appropriate use of their land.	23.6%	27.7%	32.2%	9.6%	7.0%
The Town should do nothing; the market and/or property owners will determine the best use of land.	12.0%	11.7%	41.0%	25.9%	9.5%

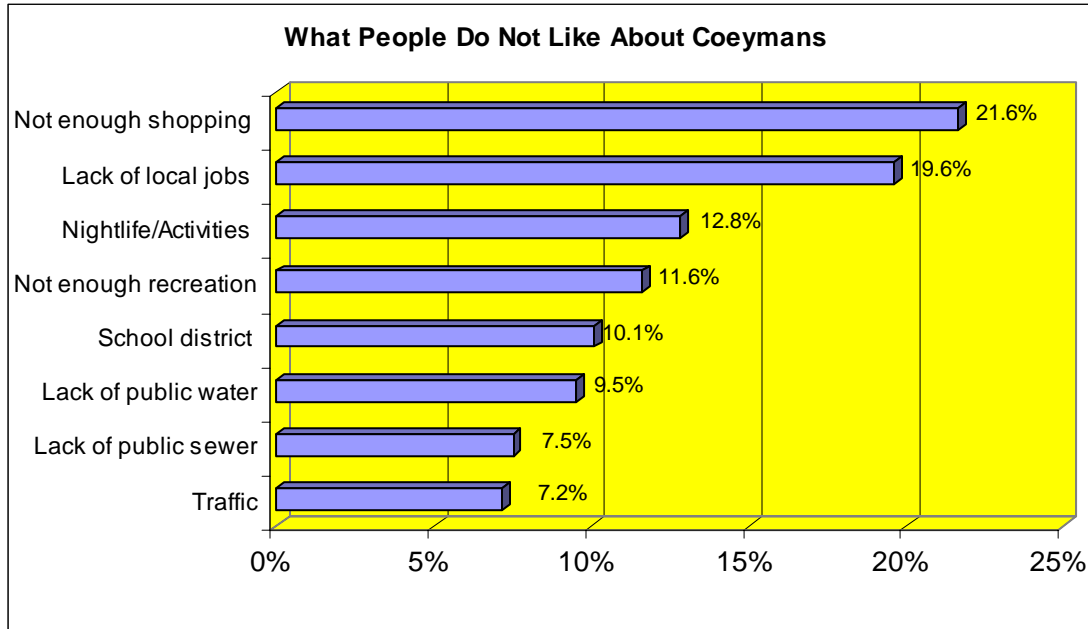
Q12. Survey respondents were asked to identify what type of development the Town should encourage. Respondents were invited to identify all they felt applicable.



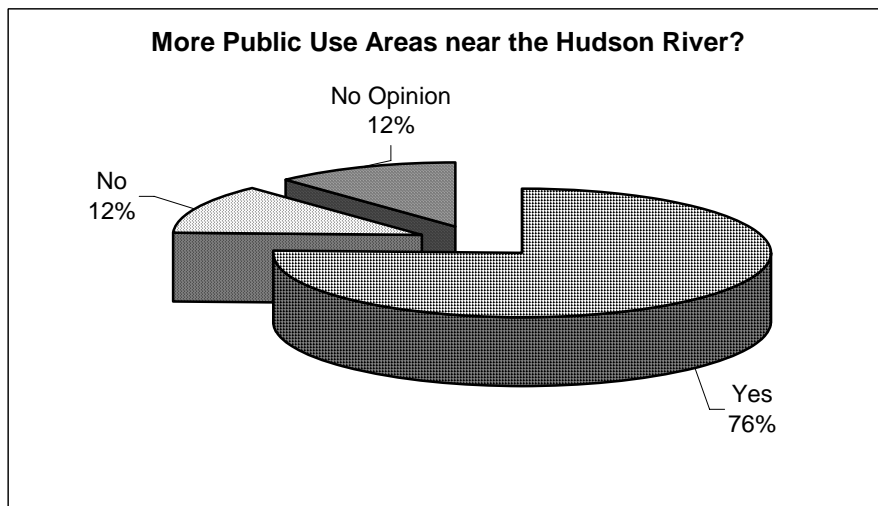
Q13. In the survey, respondents were asked to identify their top three preferred locations for additional commercial development in the Town.



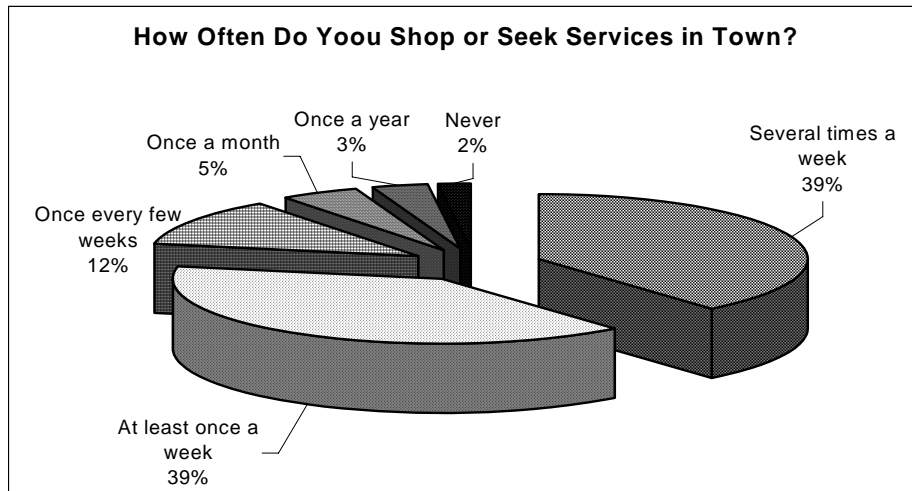
Q14. Survey respondents were asked to identify what they felt were the least positive aspects about living in the Town of Coeymans. They were invited to identify three.



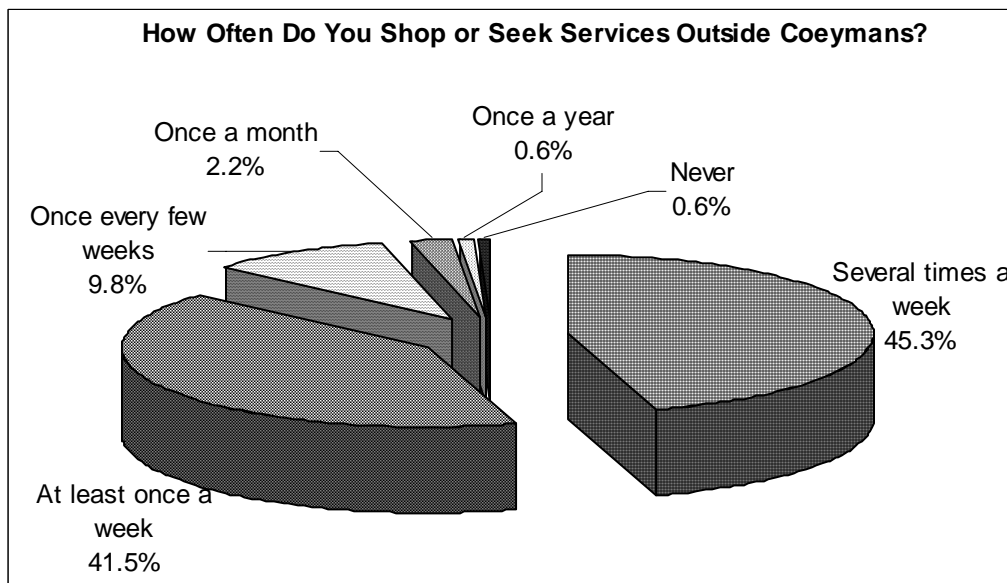
Q15. In the survey, residents were asked whether or not they would like to see more public use areas near the Hudson River.



Q16. Survey respondents were asked how often they shop or seek services in the Town including the Village.



Q17. In the survey, residents were asked how often they shop or seek services in cities or towns other than Coeymans.



Q18. Respondents were asked to identify what they felt would be the top five problems facing the Town of Coeymans over the next 10 years.

